

Scaled data based on original data using
LM-79-2019 Approved Method: Electrical and Photometric Measurements of Solid-
State Lighting Products

Test Report Prepared for
Cooper Lighting Solutions

Brand: STREETWORKS

Report Number: P386912

Luminaire Tested: GAW-SA2C-827-U-5WQ

Issue Date: 3/3/2020

Test Information

Test Method: LM-79-2019
Report Number: P386912
TEST IS SCALED FROM IESNA LM-79-08 TEST DATA (G2-1903-205-2)
Test Lab: INNOVATION CENTER
Issue Date: 3/3/2020
Manufacturer: COOPER LIGHTING SOLUTIONS
Product Line: STREETWORKS
Catalog Number: GAW-SA2C-827-U-5WQ
Description: GALLEON WALL LUMINAIRE
(2) 80 CRI, 2700K, 1050mA LIGHTSQUARES WITH 16 LEDS EACH AND TYPE V WIDE OPTICS
Light Source: -
Ballast/Driver: ELECTRONIC DRIVER

Summary

Lumens per Lamp: N/A
Luminaire Lumens: 11430 lumens
Efficiency: N/A
Efficacy: 103.0 lumens/watt
Luminous Opening: Rectangular (W 1' x L: 0.5' x H: 0')
IES Classification: Type V - Short
BUG Rating: B4 - U0 - G2

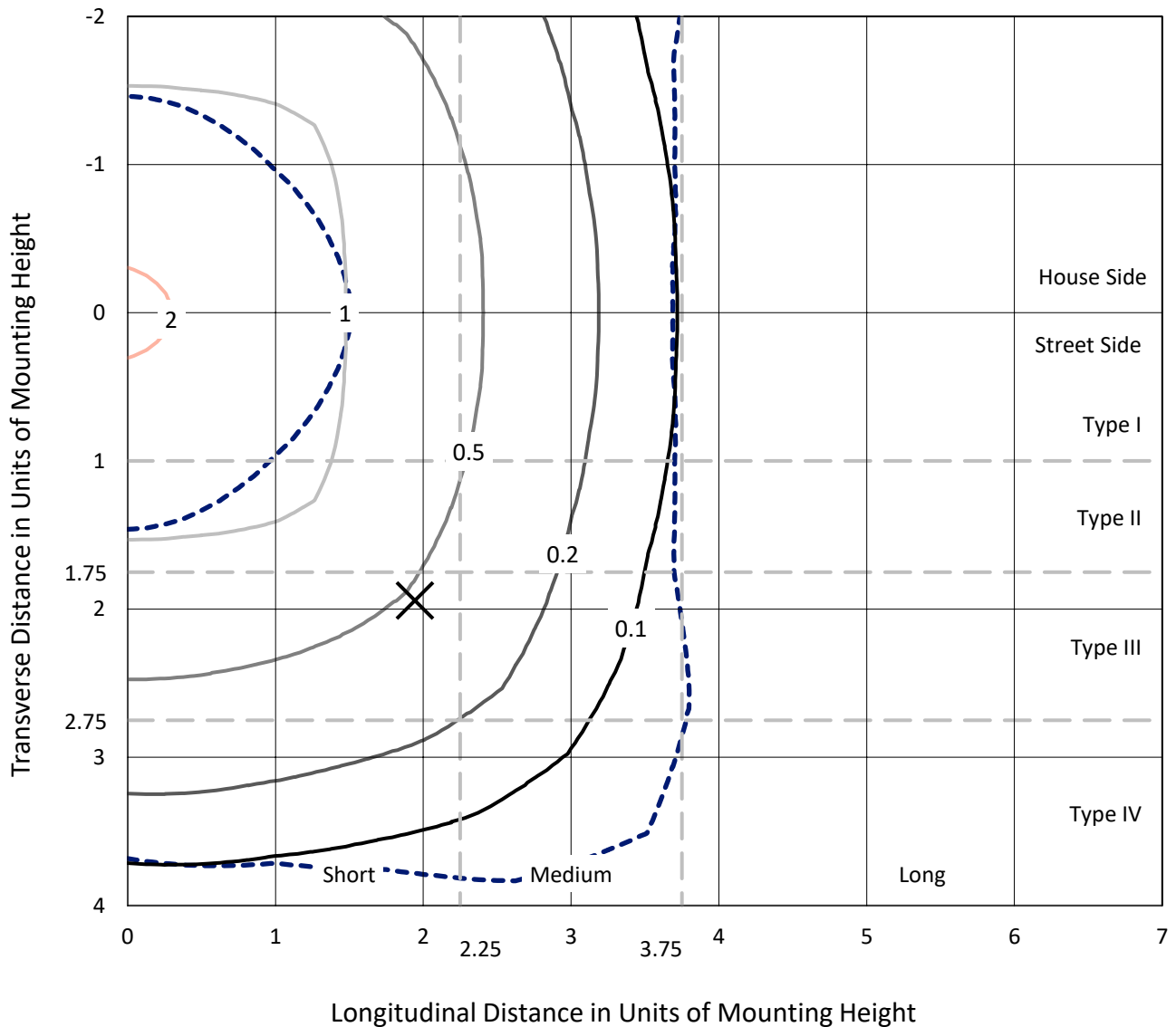
Input Watts (W): 111
Input Voltage (V): NR
Input Current (Ain): NR
Voltage Rise (V): NR
Power Factor: NR
Total Harmonic Distortion (THDi): NR
Frequency (hertz): 60
Stabilization Time: NR
Operation Time: NR
Ambient Temperature (°C): NR
Test Distance: 28.75 FT



REPORT NUMBER: P386912
 CATALOG NUMBER: GAW-SA2C-827-U-5WQ

Iso-Footcandle Lines of Horizontal Illumination

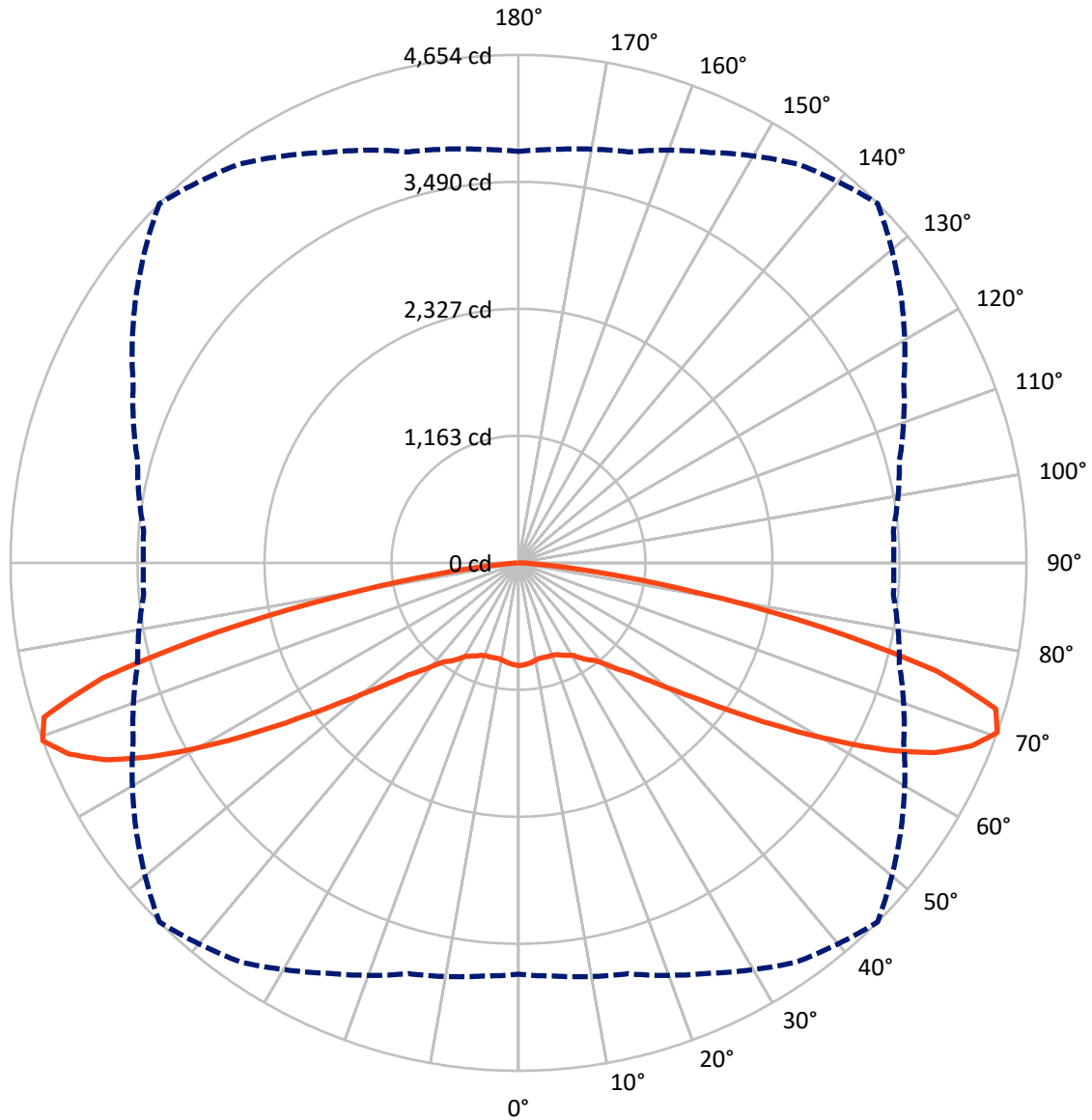
× Max cd
 - - - 1/2 Max cd



Based on 20 foot mounting height. Maximum calculated value = 2.4 fc
 Type V - Short - N/A

REPORT NUMBER: P386912
CATALOG NUMBER: GAW-SA2C-827-U-5WQ

Luminous Intensity Polar Plot



— Vertical Plane Through 45-Deg Lateral - - - Horizontal Cone Through 70-Deg Vertical

REPORT NUMBER: P386912
 CATALOG NUMBER: GAW-SA2C-827-U-5WQ

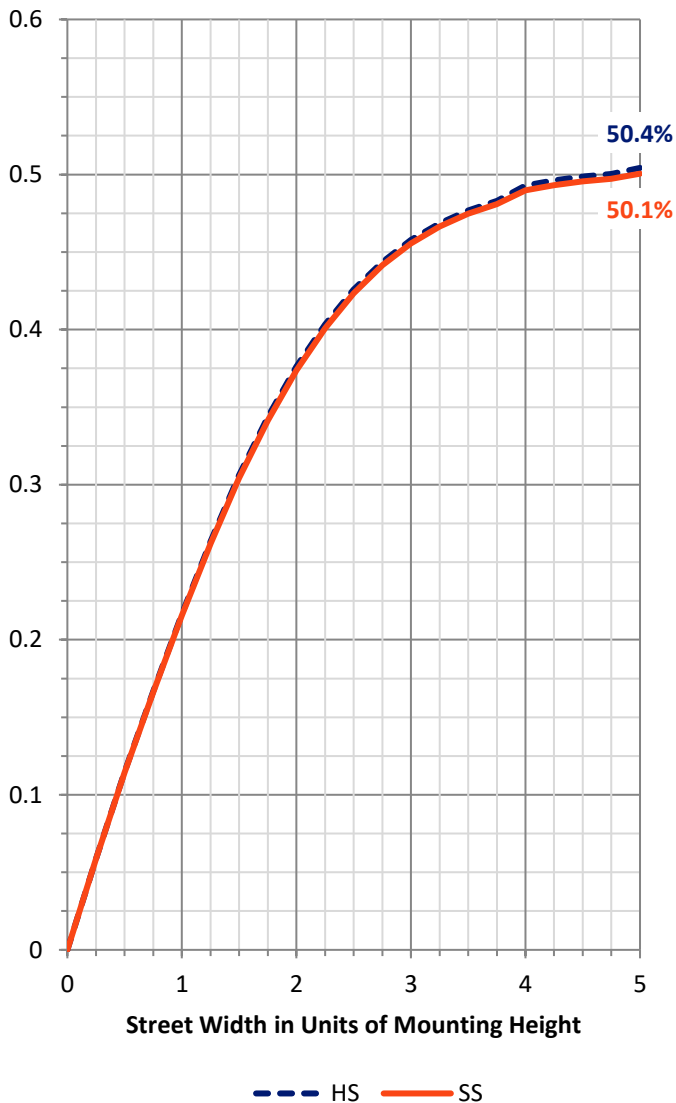
FLUX DISTRIBUTION:

		Downward	Upward	Total
House Side	Lumens	5715.0	0.0	5715.0
	% Fixture	50.0	0.0	50.0
Street Side	Lumens	5715.0	0.0	5715.0
	% Fixture	50.0	0.0	50.0
Total	Lumens	11430.0	0.0	11430.0
	% Fixture	100.0	0.0	100.0

Coefficient of Utilization

ZONAL LUMENS:

Zone	Lumens	% Fixture
0°-10°	87.8	0.8
10°-20°	256.5	2.2
20°-30°	437.3	3.8
30°-40°	683.2	6.0
40°-50°	1157.9	10.1
50°-60°	2111.5	18.5
60°-70°	3635.2	31.8
70°-80°	2849.4	24.9
80°-90°	211.3	1.8
90°-100°	0.0	0.0
100°-110°	0.0	0.0
110°-120°	0.0	0.0
120°-130°	0.0	0.0
130°-140°	0.0	0.0
140°-150°	0.0	0.0
150°-160°	0.0	0.0
160°-170°	0.0	0.0
170°-180°	0.0	0.0
0°-90°	11430.0	100.0
0°-180°	11430.0	100.0



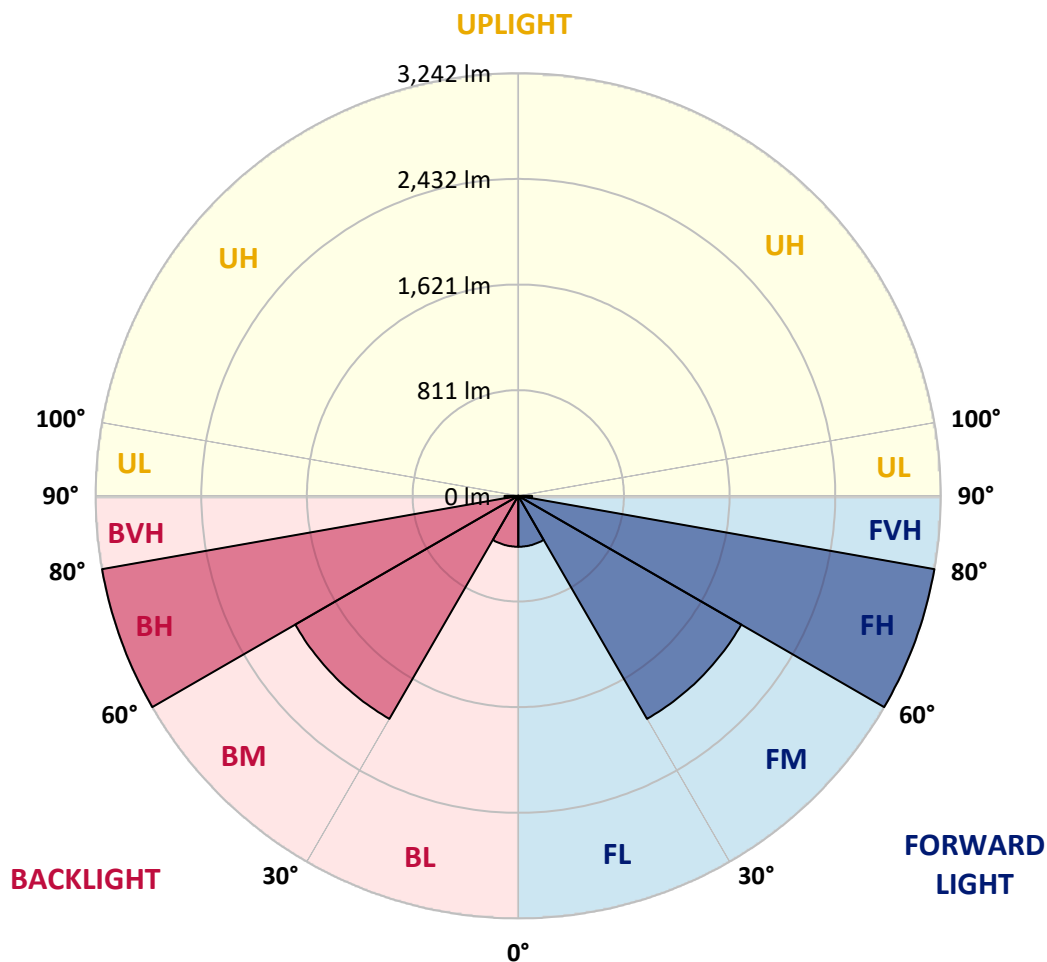
REPORT NUMBER: P386912
 CATALOG NUMBER: GAW-SA2C-827-U-5WQ

LUMINAIRE CLASSIFICATION SYSTEM LUMEN TABLE AND BUG RATING:

Zone	Lumens	% Fixture	Zone Rating/Lumen Limit		
			B	U	G
FL (0°-30°)	390.8	3.4			
FM (30°-60°)	1976.3	17.3			
FH (60°-80°)	3242.3	28.4			G2/5000
FVH (80°-90°)	105.6	0.9			G2/225
BL (0°-30°)	390.8	3.4	B1/500		
BM (30°-60°)	1976.3	17.3	B2/2500		
BH (60°-80°)	3242.3	28.4	B4/5000		G2/5000
BVH (80°-90°)	105.6	0.9			G2/225
UL (90°-100°)	0.0	0.0		U0/0	
UH (100°-180°)	0.0	0.0		U0/0	

BUG Rating: B4-U0-G2

Type V Short





REPORT NUMBER: P386912
 CATALOG NUMBER: GAW-SA2C-827-U-5WQ

CANDELA DISTRIBUTION (FULL):

	0°	5°	15°	25°	35°	45°	55°	65°	75°	85°	90°
0°	940.7	940.7	940.7	940.7	940.7	940.7	940.7	940.7	940.7	940.7	940.7
2.5°	936.5	937.7	936.5	937.3	935.4	936.2	936.2	936.2	935.8	936.2	935.4
5°	928.2	929.0	927.5	928.2	927.1	928.2	928.6	928.2	927.5	927.8	926.3
7.5°	915.7	916.5	915.4	916.5	915.0	916.9	916.5	915.4	914.2	914.2	912.7
10°	908.9	909.3	906.3	905.2	901.7	902.5	903.6	904.8	905.9	908.2	907.8
12.5°	909.3	909.3	904.8	899.9	894.9	896.1	898.0	902.1	906.7	910.8	911.2
15°	913.1	912.7	905.9	898.0	894.6	898.0	899.1	901.7	908.9	916.1	916.5
17.5°	915.7	915.7	905.2	896.1	895.7	901.0	900.6	901.7	909.7	920.3	920.7
20°	920.7	920.7	907.0	897.2	897.2	902.9	903.3	905.2	913.1	924.8	926.7
22.5°	931.6	932.0	917.6	909.7	910.4	913.8	915.0	918.0	925.2	938.0	940.3
25°	947.1	947.9	933.1	928.6	931.2	937.7	936.9	939.2	947.1	959.6	961.9
27.5°	968.7	966.8	953.2	951.3	953.9	958.5	958.1	958.5	964.9	976.2	978.9
30°	996.6	995.9	986.1	987.2	986.1	984.5	984.9	988.0	991.4	1000.4	1003.1
32.5°	1023.9	1024.6	1018.6	1024.2	1032.6	1038.2	1029.5	1021.2	1017.4	1022.4	1024.6
35°	1073.0	1074.9	1065.5	1061.7	1073.0	1089.7	1065.1	1051.5	1059.0	1065.5	1067.4
37.5°	1156.6	1157.7	1141.8	1126.7	1118.4	1134.3	1109.7	1110.8	1137.3	1149.4	1149.0
40°	1251.9	1252.2	1241.7	1228.4	1214.1	1217.8	1208.0	1211.0	1228.4	1239.4	1242.4
42.5°	1365.3	1364.2	1347.5	1328.6	1324.5	1328.2	1311.6	1309.3	1329.4	1349.0	1349.4
45°	1512.4	1509.7	1488.2	1467.4	1447.3	1439.0	1434.9	1445.8	1473.4	1491.6	1491.9
47.5°	1670.8	1663.6	1652.3	1635.6	1618.2	1609.9	1603.1	1608.4	1628.4	1635.6	1636.4
50°	1833.7	1835.3	1837.5	1831.1	1824.7	1822.0	1804.3	1794.0	1800.1	1786.9	1785.0
52.5°	2026.9	2030.0	2051.9	2070.4	2081.4	2087.1	2053.4	2018.3	1998.6	1972.9	1965.3
55°	2254.9	2259.9	2292.0	2343.4	2396.3	2424.3	2363.4	2297.7	2236.8	2188.8	2173.3
57.5°	2509.0	2517.7	2561.9	2660.6	2769.1	2835.3	2732.5	2613.0	2495.4	2426.2	2414.1
60°	2806.9	2815.3	2876.5	3017.9	3193.7	3293.2	3137.4	2941.9	2795.6	2729.4	2707.1
62.5°	3161.6	3162.4	3237.6	3402.8	3635.0	3773.3	3562.4	3301.1	3150.3	3070.5	3048.9
65°	3543.1	3545.0	3622.9	3801.3	4041.4	4191.9	3953.7	3681.5	3497.0	3379.4	3362.7
67.5°	3812.7	3820.6	3902.7	4117.4	4342.0	4477.7	4231.2	3923.5	3710.2	3569.9	3555.9
70°	3769.6	3800.6	3897.0	4147.7	4460.0	4653.5	4276.2	3894.7	3613.4	3447.8	3436.1
72.5°	3287.5	3346.9	3475.4	3804.4	4303.8	4570.4	4030.8	3488.3	3169.9	3028.9	3007.7
75°	2238.7	2335.1	2529.1	3003.6	3676.9	3957.1	3393.4	2781.2	2481.8	2286.7	2272.3
77.5°	998.2	1020.1	1265.8	1812.2	2537.4	2841.7	2465.5	1819.4	1365.7	1089.3	1031.1
80°	278.3	281.7	375.8	674.9	1270.0	1669.7	1363.4	708.9	398.5	280.9	264.7
82.5°	88.5	96.0	117.2	175.1	426.9	761.9	438.2	189.0	134.6	107.4	96.8
85°	43.1	42.7	59.4	71.1	108.9	168.6	116.1	87.7	76.8	51.0	46.1
87.5°	18.1	18.5	27.6	25.0	31.8	27.2	37.4	39.3	41.2	22.7	19.7
90°	0.0	0.0	0.0	0.0	0.0	0.0	0.0	0.0	0.0	0.0	0.0

(END OF REPORT)